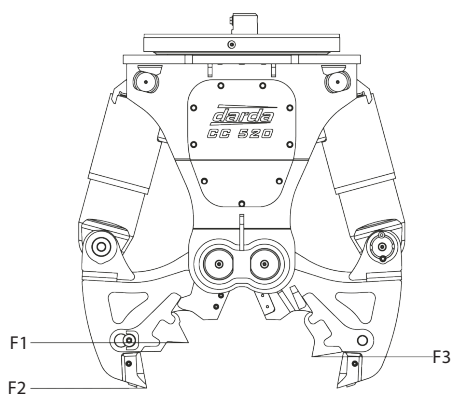









# DARDA - CC520



Additional crusher tips

Specificaties		CC520
A	mm	959
B	mm	924
C	mm	540
F1	kN	466
F2	kN	348
F3	kN	734
	mm	30
	kg	350
	t	4 - 7
	bar	175 - 270
	bar	500
	l/min	100
Open	sec.	2,1
Close	sec.	2,5

