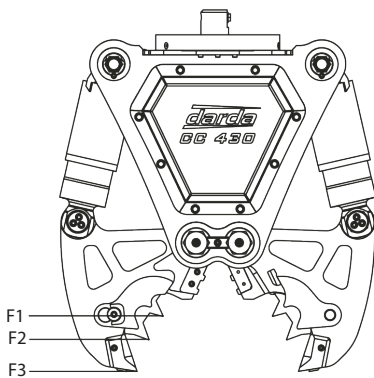








DARDA - CC430



Additional crusher tips

Specificaties		CC430
A	mm	896
B	mm	843
C	mm	431
F1	kN	385
F2	kN	509
F3	kN	675
	mm	30
	kg	240
	t	2,5 - 4,8
	bar	175 - 270
	bar	500
	l/min	100
Open	sec.	1,5
Close	sec.	1,7

