








# DARDA - CC420S



Specificaties		CC420S
A	mm	1095
B	mm	794
C	mm	145
D	mm	220
F1	kN	740
	kg	150
	t	3 - 6
	bar	175 - 270
	bar	500
	l/min	100
Open	sec.	2,3
Close	sec.	1,8
	mm	139,4 x 8
<b>L</b>	mm	150 x 100 x 10
<b>U</b>	mm	140 x 60 x 7
<b>I</b>	mm	120 x 64 x 4,4

